
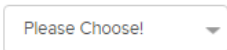












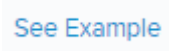
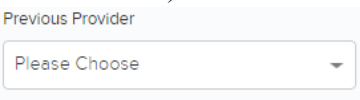


Steps to Enroll In Stream’s Fundraise

If you would like to enroll on the phone please call Stream directly at 877-369-8150 pick option 2. Tell the agent you want to be a new customer of associate “**FTBA**”. Please make sure to have a copy of your PSE&G bill before calling Stream to enroll.

- Go to the fundraiser site: <https://ftba.mystream.com>

- Click on 
- Click on  (located in the middle of the page) and pick “New Jersey”
- Upper left corner of your PSE&G bill find “**For service at**” start typing this address in and the system should automatically find your service address.
- Click 
- Click button next to  PSEG (NJ Public Service Electric and Gas) click 
- Click “**Select**” button next to  rate 
- Scroll to bottom and click  If you do not have gas click on 
- Click button next to  PSEG (NJ Public Service Electric and Gas) click 
- Click “**Select**” button next to the cheapest rate  
- Click 
- On page 3 of your PSE&G bill enter “**PoD ID:**” this is 20 digit # including PE for Electric and PG for Gas. **Note:** Click  to see a visual of your PSE&G PoD ID location
- Enter both 20 digit **PoD ID** #'s (Gas starts with PG, Electric starts with PE)
- Fill our “**Contact Information**” except Previous Provider  leave that blank

Continue

- Click
- Answer 4 security question (**None of the above** is an acceptable answer)
- Click both Terms and Condition boxes to complete enrollment